

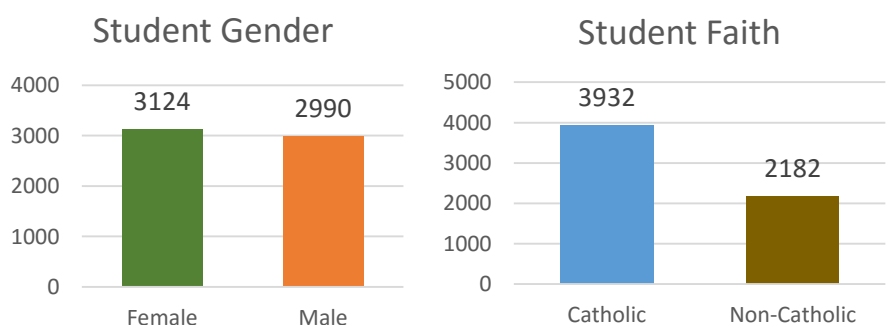
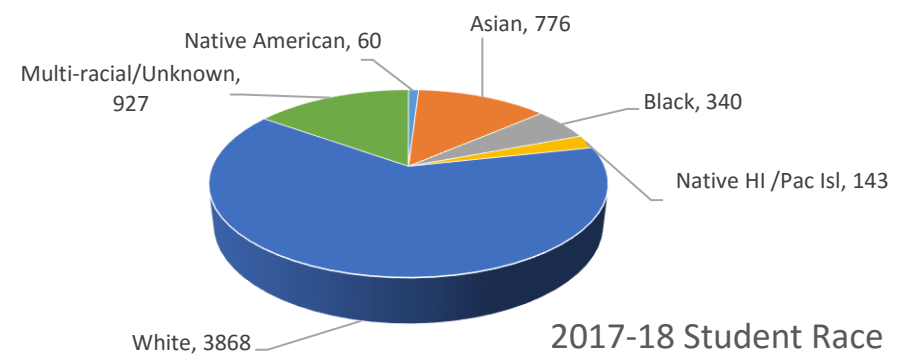
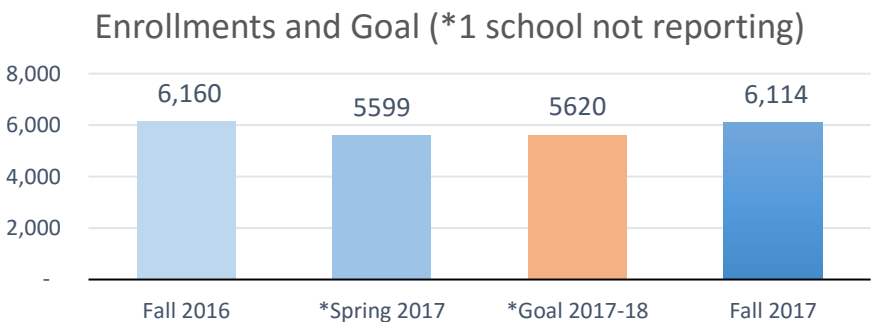
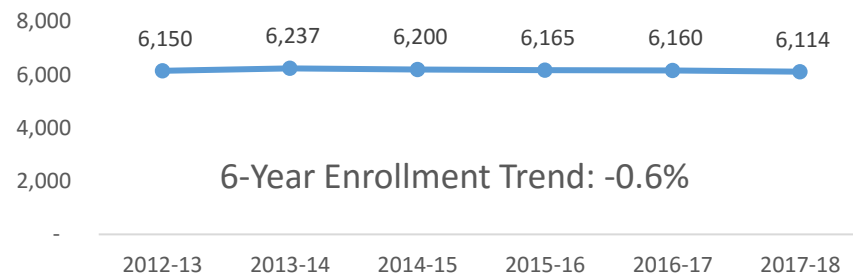
2017-18 Indices of Vitality: Composite High School

Leadership: Kristin Dixon, Superintendent

Type: Archdiocese of Seattle, 11 High Schools, 5 Level I, 6 Level II

Year\Grade	9	10	11	12	Total	+/- %
2012-13	1,666	1,537	1,489	1,458	6,150	
2013-14	1,671	1,640	1,490	1,436	6,237	1.4%
2014-15	1,615	1,605	1,538	1,442	6,200	-0.6%
2015-16	1,604	1,570	1,528	1,463	6,165	-0.6%
2016-17	1,592	1,596	1,506	1,466	6,160	-0.1%
2017-18	1,589	1,554	1,517	1,454	6,114	-0.7%
6-year Avg.	-4.6%	1.1%	1.9%	-0.3%	-0.6%	

Students	2015-16	2016-17	2017-18
Enrollment	6,165	6,160	6,114
Catholic	67%	65%	64%
Non-Catholic	33%	35%	36%
Student Ethnicity			
Hispanic/Latino	6%	6%	7%
Non-Hispanic	94%	94%	93%
Student Gender			
Female	51%	49%	51%
Male	49%	51%	49%
Student Race			
Native American	1%	1%	1.0%
Asian	14%	13%	12.7%
Black	5%	5%	5.6%
Native Hawaii /PI	2%	2%	2.3%
White	59%	64%	63.3%
Multi-racial	19%	15%	15.2%
Faculty	2015-16	2016-17	2017-18
Total Faculty	632	642	604
Catholic	75%	73%	71%
Non-Catholic	25%	27%	29%
Faculty Ethnicity			
Hispanic/Latino	3%	4%	5%
Non-Hispanic	97%	96%	95%
Faculty Employment			
Full-time	88%	88%	88%
Part-Time	13%	12%	12%
Gender/Religious			
Female Religious	0.5%	0.3%	0.3%
Male Religious	0.5%	0.0%	0.2%
Clergy	0.9%	0.9%	0.8%
Lay, Female	59.2%	58.0%	57.6%
Lay, Male	38.9%	41.0%	41.1%
Faculty Race			
Native American	0.0%	0.2%	0.7%
Asian	3.3%	1.9%	3.8%
Black	3.0%	1.6%	3.3%
Native Hawaii /PI	0.9%	1.4%	1.3%
White	88.1%	65.3%	88.2%
Multi-racial	4.6%	29.8%	2.6%



Indicators

(One school not reporting) # of schools with **Yes** response

Catholic Identity and Faith Formation		2015-16	2016-17	2017-18
1	Catholic Identity Standards (WCEA) are integrated into the religion curriculum	11	11	10
2	All teachers of religion are Catechetical Certification Program (CCP) compliant	7	5	*
3	Principal is certified or working toward CCP certification	4	4	*
4	The school uses approved textbooks for the religion curriculum	10	11	10
5	Catholic Social Teaching principles are integrated into service learning	11	11	10
6	Religion curriculum is assessed with approved assessment tool	6	7	8
7	Sacramental services are provided at least bi-weekly	6	6	7
* Note: The Catechetical Certification Program (CCP) is being replace by Christ In the Classroom (CIC)				

Academics		2015-16	2016-17	2017-18
8	The school uses the OCS-approved standardized test for student assessment	5	5	6
9	The school participated in Teacher Excellence Day	11	10	9
10	The school participated in Regional Curriculum Development Day	9	9	7
11	The school meets deadlines for Academic Calendar, Fall and Spring Data Collections	11	11	10
12	The principal attended 80% of required leadership meetings of the previous year	11	10	7
13	The school semi-annually updates the Catholic Schools Employee Database (CSED)	11	10	9
14	The school offers co-curricular enrichment	11	11	10
15	The school has a waiting list for any grade	0	0	0

Ethnic and Diverse Learners		2015-16	2016-17	2017-18
16	The school has a plan for admitting under-enrolled ethnicities	8	9	8
17	The school has a plan for serving diverse learners	10	10	9
18	The school has staff (FTE ≥ 1.0) dedicated to serve ethnic and diverse learners	8	8	8
19	The school is ADA (American Disability Act) compliant	10	11	10

Governance		2015-16	2016-17	2017-18
20	The school has policy manuals in conformity with the OCS policy manual	8	8	7
21	The school has a multi-year tactical plan tied to the OCS strategic plan	7	7	7
22	The school has a school commission or governing board	10	11	10
23	The assigned supervisor evaluates the principal each year	10	11	10
24	The school's handbook is electronically accessible to the shareholders	9	11	10

Finance		2015-16	2016-17	2017-18
26	The school has at least 3 months of operating cash on hand	9	9	8
27	Both the revenue and expenses of the previous year were within 5% of the budget	9	11	8
28	The school has manageable or no debt	10	11	8
29	The school subscribes to a tuition management agency	6	6	4
30	The school has dedicated staff for marketing and enrollment	10	10	9
31	The school received E-rate discounts in the last school year	0	0	5
32	The school applied for the E-rate discounts in this present school year	0	5	6

Benchmarks

Catholic Identity and Faith Formation		2015-16	2016-17	2017-18
1	Number of teachers of religion required to be certified or working toward CCP	104	48	*
2	Number of teachers of religion who are CCP certified	41	35	*
3	% of professional staff who are Catholic	75%	73%	71%
4	% of students who are Catholic	67%	65%	64%
* Note: The Catechetical Certification Program (CCP) is being replace by Christ In the Classroom (CIC)				

Academics/Personnel		2015-16	2016-17	2017-18
5	Number of full-time teachers who are state-certified	406	285	321
6	Number of non-retiring professional staff who left in the previous year	37	39	33
7	Teacher Annual Base Salary	\$38,914	\$39,405	\$42,638
8	Lowest Teacher yearly salary	\$36,145	\$40,426	\$41,111
9	Highest Teacher yearly salary	\$75,237	\$74,510	\$75,738
10	Students per Instructional Staff (Total Students/Total Faculty)	11	10	10

Accessibility		2015-16	2016-17	2017-18
11	Tuition, Catholic (Average)	\$15,476	\$16,606	\$17,349
12	Tuition, Non-Catholic (Average)	\$15,693	\$16,606	\$17,349
13	Number of students with tuition assistance from Fulcrum Foundation	446	450	427
14	Number of students identified for Title I support	6	25	28
15	Number of students receiving Title I support	5	5	0
16	Allocated Title IIA funds in last fiscal year	\$56,481	\$58,570	\$92,067
17	Total Title IIA funds used in last fiscal year	\$61,369	\$83,799	\$88,021
18	Number of eligible students qualifying for Title III support	0	21	21
19	Allocated Title III funds for services	\$10,947	\$2,947	\$2,604
20	Number of students receiving free or reduced lunch	71	49	97
21	Number of students with support services through a Service Plan (SP or ISP)	7	404	266
22	Students with Individualized Education Plan (IEP is by public school district)		86	184
23	Number of students with a diagnosed disability	366	502	563
24	Number of school families served	2413	5576	5393

1 school not reporting 2016-17

Graduation Data		2014-15	2015-16	2016-17
25	Number of students who graduated	1431	1457	1373
26	Number attending Community College	94	92	94
27	Number attending 4-year Catholic University	335	335	368
28	Number attending 4-year non-Catholic University	1053	998	892
29	Number entering the workforce	6	9	10
30	Number entering military service	8	7	4
31	Undecided	6	16	14